


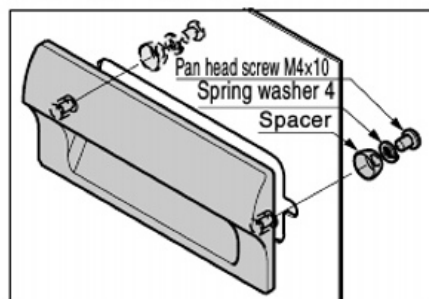
# RECESSED PULL **HH-JS** Screw Mount



### [Parts Included]

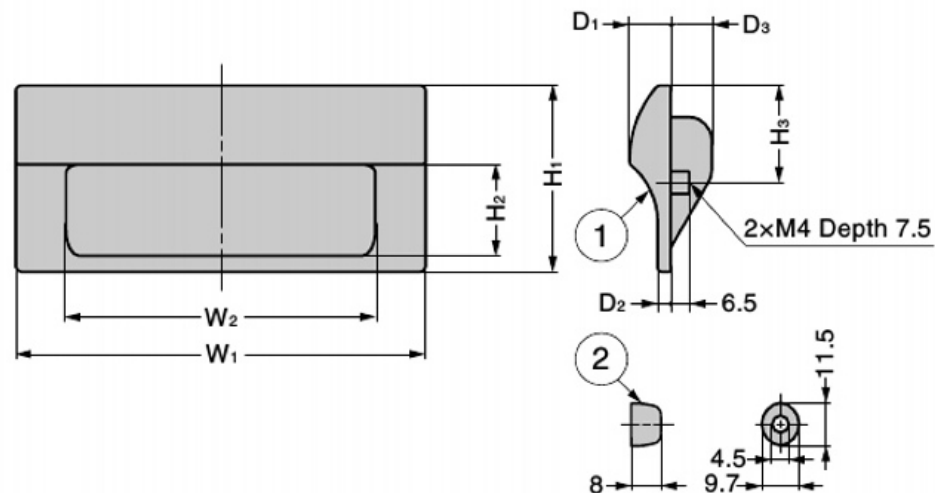
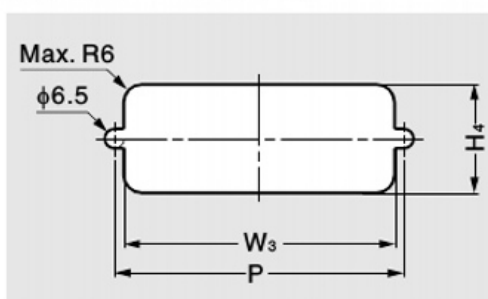
- Pan head screw M4 x 10
- Spring washer 4

### [How to Install]





Designed to install by pinching the mounting panel with supplied spacers, spring washers and screws.

### [Cut Out Dimensions]



No.	Part Name	Material	Finish / Colour
①	Body	ABS + PC	Black, Ivory
②	Spacer	Steel	Clear Zinc Chromate (Trivalent)

RoHS	CAD	Item Code	Item Name	Colour	W <sub>1</sub>	W <sub>2</sub>	H <sub>1</sub>	H <sub>2</sub>	H <sub>3</sub>	D <sub>1</sub>	D <sub>2</sub>	D <sub>3</sub>	P	W <sub>3</sub>	H <sub>4</sub>	Door Thickness	Weight (g)	Box (pcs)	Carton (pcs)
✓	3D	100-024-573	HH-JS70-BL	Black	70	43	38	17	19	10.5	3	9	58	48	25	0.5~3.2	20	10	200
✓	3D	100-024-574	HH-JS70-IV	Ivory													20	10	200
✓	3D	100-024-575	HH-JS90-BL	Black	90	63	44	21.5	22	11	11	78	68	31	25		10	200	
✓	3D	100-024-576	HH-JS90-IV	Ivory											25		10	200	
✓	3D	100-024-577	HH-JS110-BL	Black	110	82	50	24.4	26	3.5	11	96	90	36	38		10	200	
✓	3D	100-024-578	HH-JS110-IV	Ivory											34		10	200	
✓	3D	100-024-579	HH-JS140-BL	Black	...	...	...	...	...	...	...	...	...	...	...	56	10	200	

		100-024-580	HH-JS140-IV	Ivory	140	109	64	34	33	11.5			126	116	48			56	10	200
--	--	-------------	-------------	-------	-----	-----	----	----	----	------	--	--	-----	-----	----	--	--	----	----	-----