

LIFT-ASSIST HINGE HG-PA200, HG-PA201 Outside Mount

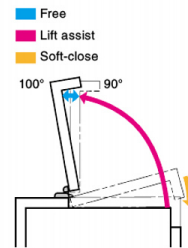


- The torque peaks at 20° or 35° depending on the lid shape (see diagram below).
- Easy to lift heavy top-opening lid with spring tension (lift assist function).
- Smooth and soft-closing movement at the end, preventing lid from slamming shut.
- Torque is adjustable by turning the adjustment screw ($\pm 5\%$).
- With plastic cover for clean appearance.

[Remarks]

- Be sure to read the "Cautions" **1**.
 - Install a stopper (not included) on the cabinet to prevent from exceeding the operating angle during opening or closing.
 - For HG-PA200 and HG-PA201, centre-of-gravity positions of the applicable doors are different.
- Please refer to How to Select **2** for model selection.

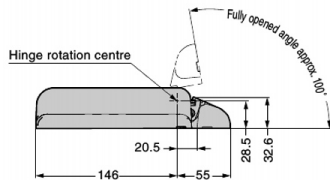
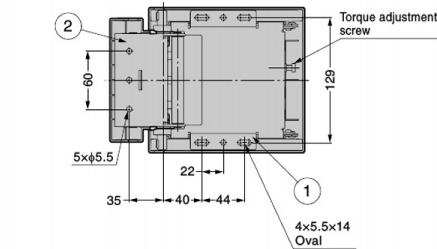
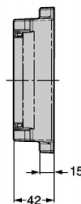
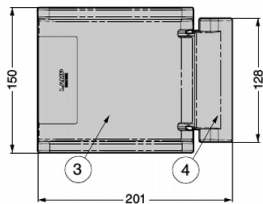
[Operating Range]



Video Link

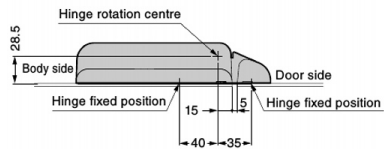
Selection Tool
Sasuga-kun
Applicable Products
Used for Product Selection & Simulation.
Available on Web!

Video Link
Lift Assist

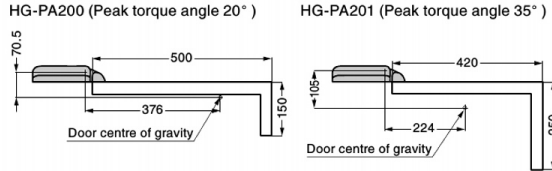


No.	Part Name	Material / Colour
①	Base A	Stainless Steel (SUS430)
②	Base B	
③	Cover A	PBT/Light Grey
④	Cover B	
-	Slider	POM
-	Spring	Steel (SWO)

[Installation]



[Installation]



RHS	CAD	Item Code	Item Name	Description	Torque N·m/pc	Torque kgf·cm/pc	Weight (g)	Box (pcs)	Carton (pcs)
Gr	3D	170-025-668	HG-PA200-15	Peak torque angle 20°	15 $\pm 10\%$	153 $\pm 10\%$	1385	1	8
Gr	3D	170-025-669	HG-PA200-20		20 $\pm 10\%$	204 $\pm 10\%$		1	8
Gr	3D	170-025-670	HG-PA200-25		25 $\pm 10\%$	255 $\pm 10\%$		1	8
Gr	3D	170-029-741	HG-PA201-15	Peak torque angle 35°	15 $\pm 10\%$	153 $\pm 10\%$		1	8
Gr	3D	170-029-742	HG-PA201-20		20 $\pm 10\%$	204 $\pm 10\%$		1	8
Gr	3D	170-029-743	HG-PA201-25		25 $\pm 10\%$	255 $\pm 10\%$		1	8

Refer to **1** : P.15, **2** : P.73